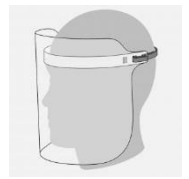


# Cleaning and Disinfecting Your Face Shield




1. Wash your hands or use alcohol based hand sanitizer



2. Put gloves on



3. Lay a clean tissue or paper towel on a clean and flat surface and place your face shield on top of the towel with the outside surface facing up

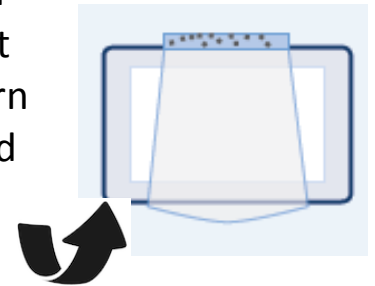


4. Place your face shield on top of the towel with the outside surface facing up

5. Use a peroxide based disinfecting wipe, e.g Oxivir® to wipe the outside of your face shield from top to bottom



6. Lay fresh paper towels on a flat surface and turn your face shield onto the clean paper towel



7. Use a new peroxide based disinfecting wipe, e.g., Oxivir® to wipe the inside of your face shield from top to bottom and hang your face shield to dry



8. Discard paper towel and use a new peroxide based disinfecting wipe, e.g., Oxivir® to clean the surface and wipes container



9. Remove your gloves



10. Wash Your Hands or Use Alcohol Based Hand Sanitizer



11. Place clean shield in your personal storage bag, label it and store it in a designated area

